

Supplemental Material S10. Nonword story template and example nonword story for maximal opposition intervention of θ -r for Ethan.






Step 1: Identify 5 minimal pair nonwords

	Target Sound A	Target Sound B
Minimal Pair 1		
Minimal Pair 2		
Minimal Pair 3		
Minimal Pair 4		
Minimal Pair 5		

Step 2: Assign Meaning to Minimal Pairs

Use the table above to match a nonword above to the meanings below

Robot Name	MinPair 1 A	
Instrument	MinPair 2 B	
Research	MinPair 3 A	
Place	MinPair 4 B	
Vehicle	Min Pair 5 A	

Emotion	Min Pair 1 B	 A blue and orange robot with a grumpy expression, arms crossed, and a small flame coming out of its mouth.
Locomote	Min Pair 2 A	 A blue and orange robot with a happy expression, standing on a single wheel and holding a small tool.
Famous Person	Min Pair 3 B	 A pink, spotted alien with large eyes and a friendly expression.
Food	Min Pair 4 A	 A collection of food items including bananas, oranges, a corn cob, and slices of salami.
Changed	Min Pair 5 B	 A grey robot with a happy expression, arms raised in a celebratory gesture.

Step 3: Put the Nonwords in the Story Script

Search the script below for the generic name noted above (e.g., Robot Name) and replace it with the nonword in the above

Slide 1 -- This is Robot Name.

Slide 2 -- Robot Name really wants a Instrument. Robot Name loves to play songs on a Instrument. But, how to get a Instrument?

Slide 3 – Robot Name didn't know. He decided to Research the best way to get a Instrument. Robot Name Researched, Researched, and Researched. His Research told him that he needed to go to the Place.

Slide 4 – The Place specialized in music. The Place had every kind of music. Surely, the Place would have a Instrument.

Slide 5 – The Place was far so Robot Name had to take a Vehicle. He went down to the dock and waited for the Vehicle. The Vehicle arrived. Robot Name got on and settled in for a long ride.

Slide 6 – Robot Name made it to the Place but it turned out they didn't have a Instrument. Robot Name was so Emotioned. Ugh! He was so Emotioned. He really wanted a Instrument and he was sure the Place would have a Instrument. But it didn't. He yelled, "I am so Emotioned!"

Slide 7 – Robot Name was so Emotioned that he didn't even bother to take the Vehicle home. He decided to Locomote. He Locomoted all the way home. It was the longest he had ever Locomoted. He was surprised he could Locomote that far.

Slide 8 – Robot Name rested. While he was resting, Robot Name got a great idea. He would write to Famous Person. Famous Person played the Instrument all the time. Famous Person might send Robot Name a Instrument. Famous Person probably had millions of Instruments just lying around gathering dust.

Slide 9 – Robot Name wrote and sent the message and then he decided he needed a snack. So, Robot Name ate a Food. A Food was his favorite snack. He loved to eat Foods. Foods were the best thing to eat while he waited to hear from Famous Person.

Slide 10 – About a week later, Robot Name checked his mailbox and there was a package from Famous Person! Robot Name opened it and it was a Instrument! Robot Name was so excited, that he Changed! He Changed right there from excitement. Can you believe he Changed! Even though he was Changed, he played the Instrument over and over again. Robot Name loved the Instrument.

Step 4: Save or Print the PowerPoint Pictures






Example for Ethan: θ-r Maximal Opposition

Step 1: Ethan's 5 minimal pair nonwords

	Target Sound A	Target Sound B
Minimal Pair 1	θub	rub
Minimal Pair 2	θin	rin
Minimal Pair 3	θap	rap
Minimal Pair 4	θeim	reim
Minimal Pair 5	θʌp	rʌp

Step 2: Ethan's Assigned Meaning for Minimal Pairs

Robot Name	θub	
Instrument	rin	
Research	θap	
Place	reim	
Vehicle	θʌp	

Emotion	rub	
Locomote	θin	
Famous Person	rap	
Food	θeim	
Change	rʌp	

Step 3: Ethan's Nonword Story Script

Slide 1 -- This is θub.

Slide 2 -- θub really wants a rin. θub loves to play songs on a rin. But, how to get a rin?

Slide 3 – θub didn't know. He decided to θap the best way to get a rin. θub θaped, θaped, and θaped. His θap told him that he needed to go to the reīm.

Slide 4 – The reīm specialized in music. The reīm had every kind of music. Surely, the reīm would have a rin.

Slide 5 – The reīm was far so θub had to take a θλp. He went down to the dock and waited for the θλp. The θλp arrived. θub got on and settled in for a long ride.

Slide 6 – θub made it to the reīm but it turned out they didn't have a rin. θub was so rubed. Ugh! He was so rubed. He really wanted a rin and he was sure the reīm would have a rin. But it didn't. He yelled, "I am so rubed!"

Slide 7 – θub was so rubed that he didn't even bother to take the θλp home. He decided to θin. He θind all the way home. It was the longest he had ever θind. He was surprised he could θin that far.

Slide 8 – θub rested. While he was resting, θub got a great idea. He would write to rap. rap played the rin all the time. rap might send θub a rin. rap probably had millions of rins just lying around gathering dust.

Slide 9 – θub wrote and sent the message and then he decided he needed a snack. So, θub ate a θeīm. A θeīm was his favorite snack. He loved to eat θeīms. θeīms were the best things to eat while he waited to hear from rap.

Slide 10 – About a week later, θub checked his mailbox and there was a package from rap! θub opened it and it was a rin! θub was so excited, that he rλpd! He rλpd right there from excitement. Can you believe he rλpd! Even though he was rλpd, he played the rin over and over again. θub loved the rin.